

Bitterroot Amateur Radio Club
August 2014 Program



Baofeng UV-5R

Programming Tips & Hints



BAOFENG UV-5R >>>

VHF/UHF Handheld

Features

- Dual Band VHF/UHF
- Menu Driven Radio
- PC Programmable
- 4watts / 1 watt Power Levels

***Note-will transmit out of band**



Menu Driven Radio

- 41 Menu selections
- 10 Shortcut Menu Options
- Triple “Menu” push format

Triple Menu format

Press Menu enters Menu Mode

Press  or  to select Menu

Press Menu for Parameters

Press  or  selects Parameter

Press Menu to confirm

Press Exit

Example

Change Language to Chinese

Press Menu

Press  to 14 “Voice Prompt”


Press Menu

Press  to select “Chinese”

Press Menu

Press Exit


Memories

- 128 Programmable Memories
 - Same memory for both VFO's
 - Best programmed with PC
 - Supplied software is "bad"
 - Use CHIRP to program w/ PC
 - 6 Character labels
- 

Memories

- 128 Programmable Memories
 - Same memory for both VFO's
 - Best programmed with PC
 - Supplied software is "bad"
 - Use CHIRP to program w/ PC
 - 6 Character labels
- 

PC Programming

- Use Kenwood style cables
 - Use CHIRP software
 - 5 basic settings
 - Label (6 character)
 - Frequency
 - Tone, Offset, Power Level
- 

Short Cuts

Menu Programming

Press Menu

Enter 0 through 9 on Keypad

Follow rest of sequence

Short Cuts

Memory Location


Simply enter the 3 digit memory location and the radio will take you there.

Short Cuts

Scan

Simply hold “scan” button and the radio will start scanning all of your memory channels.

Other

- Press “call” button for commercial FM radio
- Hold “call” button for emergency light & siren
- Press “moni” for light on top
- Hold “moni” for open squelch
- Hold “” icon to lock keypad

Funny Chinese Translations



Package

Click icon to run Video

Funny Chinese Translations II



Package

Click icon to run Video

FIN!



**Bitterroot Amateur Radio Club
August 2014 Program**